

# Afton Alps Ski Patrol Check In/Out Application



Version 1.0

## Patroller's User Guide

# Afton Alps Patrol Check IN/OUT Application

## Table of Contents

Introduction.....	3
Patrol Room Computers.....	3
Starting the Application .....	4
Shift Check In/Out Application .....	5
Check-In Duty Codes Area.....	5
Check-In Substitute Area.....	6
Patrol Information Area .....	6
Command Control Buttons .....	7
Signing in for Duty .....	8
Signed In for Duty .....	9
Signing Out .....	10
Using the Other Check-In Duty Code.....	11
Substituting for a Patroller .....	12
Special Functions.....	13
Sign on Patroller Check In/Out.....	14
Daily Schedule .....	15
Afton Alps News.....	16
Full Roster.....	17
On Duty.....	18
Time Reporting Memo.....	19

# Afton Alps Patrol Check IN/OUT Application

## Introduction

The Afton Alps Ski Patrol uses an electronic windows based application in order monitor and record check in and out times of the patrollers during the shift that have been defined by the Ski Patrol board of Directors. These shifts are currently defined as:

### WEEK DAY SHIFTS

Day 9 AM - 4 PM  
Swing 4 PM - 8 PM  
Night 6 PM - 10 PM

### WEEK END SHIFTS

Day 9AM - 4PM  
Swing 12PM - 6PM  
Night 4PM -.10PM

There also are two wild shifts each day that can be ski either during a swing shift or a night period.

The Patrol Check in and out process was developed in order to process timekeeping in a more effective matter and to eliminate the processing of timesheets at the end of each year. The application will also provide the patroller with a real time look at the number of hours and points him/her as accrued during the ski season.

## ***Patrol Room Computers***

There are two patrol computers that are available to the ski patrol during the season which will be located in the ski patrol room. One computer is designated as the patrol business application computer and the other computer is designated the patrol internet computer. The patrol business application computer is configured to process the time reporting by the patrol. While the patrol internet computer is used by the patrol to access internet sites for information and access a personal web e-mail. At no time should any patroller download games or other software from the internet computer without the permission from the Patrol or Assistant Patrol Director.

The computers are setup to handle first level system failures and power outages. In the event that fatal system error occurs the assigned Hill Captains will have additional training in handling these problems and instruct the patrollers on the proper procedures for signing in and out until the problem has been corrected.

# Afton Alps Patrol Check IN/OUT Application

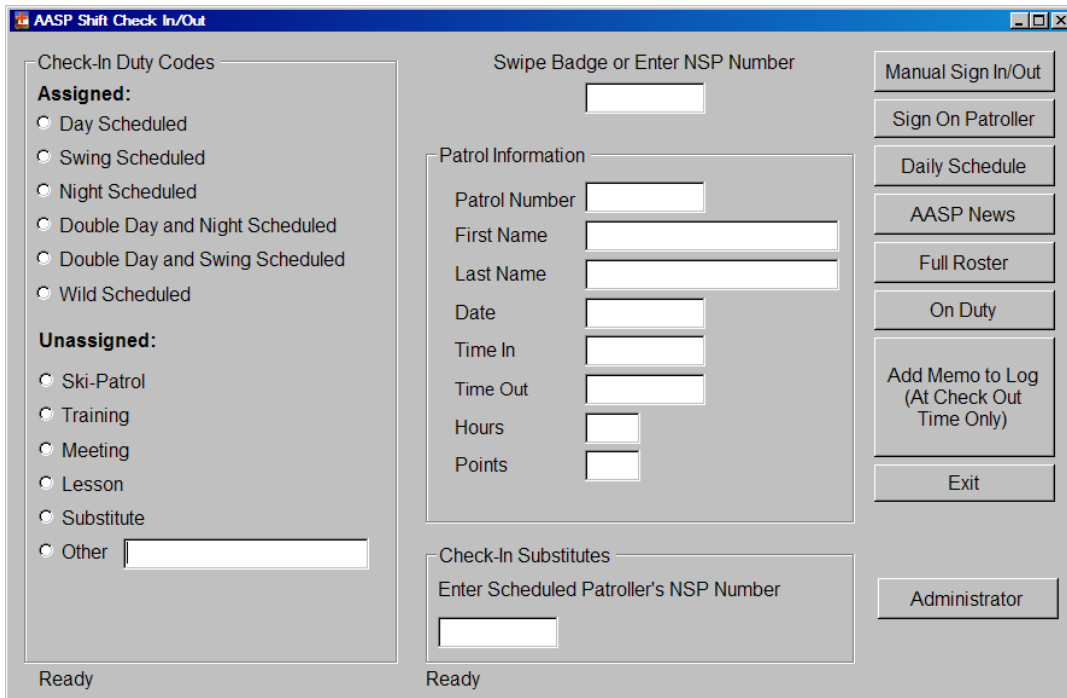
## Starting the Application

The Patrol Check In/Out application is a window based and is started by using the mouse or key board and double clicking on the following windows icon.



Patrol Check In/Out Application

The patroller will then see a splash screen that displays the application name and version number of the application. This splash screen will last about 5 seconds and then the application will display the main window. That looks like the following:



# Afton Alps Patrol Check IN/OUT Application

## Shift Check In/Out Application

The screenshot shows the AASP Shift Check In/Out application window. It is divided into four main sections:

- Check-In Duty Codes:** Contains two groups of radio buttons. The 'Assigned' group includes: Day Scheduled, Swing Scheduled, Night Scheduled, Double Day and Night Scheduled, Double Day and Swing Scheduled, and Wild Scheduled. The 'Unassigned' group includes: Ski-Patrol, Training, Meeting, Lesson, Substitute, and Other (with a text input field).
- Patrol Information:** A central area with input fields for: Patrol Number, First Name, Last Name, Date, Time In, Time Out, Hours, and Points.
- Check-In Substitutes:** A section with a label 'Check-In Substitutes' and a text input field for 'Enter Scheduled Patroller's NSP Number'.
- Application Control Buttons:** A vertical column on the right side containing buttons for: Manual Sign In/Out, Sign On Patroller, Daily Schedule, AASP News, Full Roster, On Duty, Add Memo to Log (At Check Out Time Only), Exit, and Administrator.

At the bottom of the main section and the substitute section, the word 'Ready' is displayed.

Once the application is started the following window will appear to the user. This window is the main window and is used to manage the application and all the administrator support functions. The window is broken into four sections, Check-In Duty Codes, Patrol Information, Check-In Substitutes and the Application Control Buttons on the right side.

### Check-In Duty Codes Area

Within the Check-In Duty Codes section the following button choices are available for the patroller to select based on his/she assigned or unassigned duty.

The following choices are available for Assigned Duty

- Day Scheduled
- Swing Scheduled
- Night Scheduled
- Double Day and Night Scheduled
- Double Day and Swing Scheduled
- Wild Scheduled

## **Afton Alps Patrol Check IN/OUT Application**

The Double Day and Night and the Double and Swing are used by patrollers who are pulling a double shift.

The following choices are available for Unassigned Duty

- Ski Patrol
- Training
- Meeting
- Lesson

Within the duty codes section there are also two of the buttons that are associated with some text entry boxes. These buttons are the Substitute button and the Other button.

When selecting the Other button the patroller must enter a reason for the unassigned Other duty. The patroller would select the other button and enter this into the text box to the right of the button. An example of other duty would be visiting the Pro Shop or working on a special project for the patrol.

### **Check-In Substitute Area**

When selecting the Substitute button the Patroller must enter the NSP Number of the originally scheduled patroller into the Check-In Substitutes area. If the substituting patroller does not know the patroller's NSP number he/she can use the Full Roster command button on the far right to look it up. The Full Roster Command button will be explained in a following section.

The Duty Code Selections must be selected and entered before the patroller can check into the application. The application will not allow the patroller to check in with out a duty code being selected and any associated information being entered.

### **Patrol Information Area**

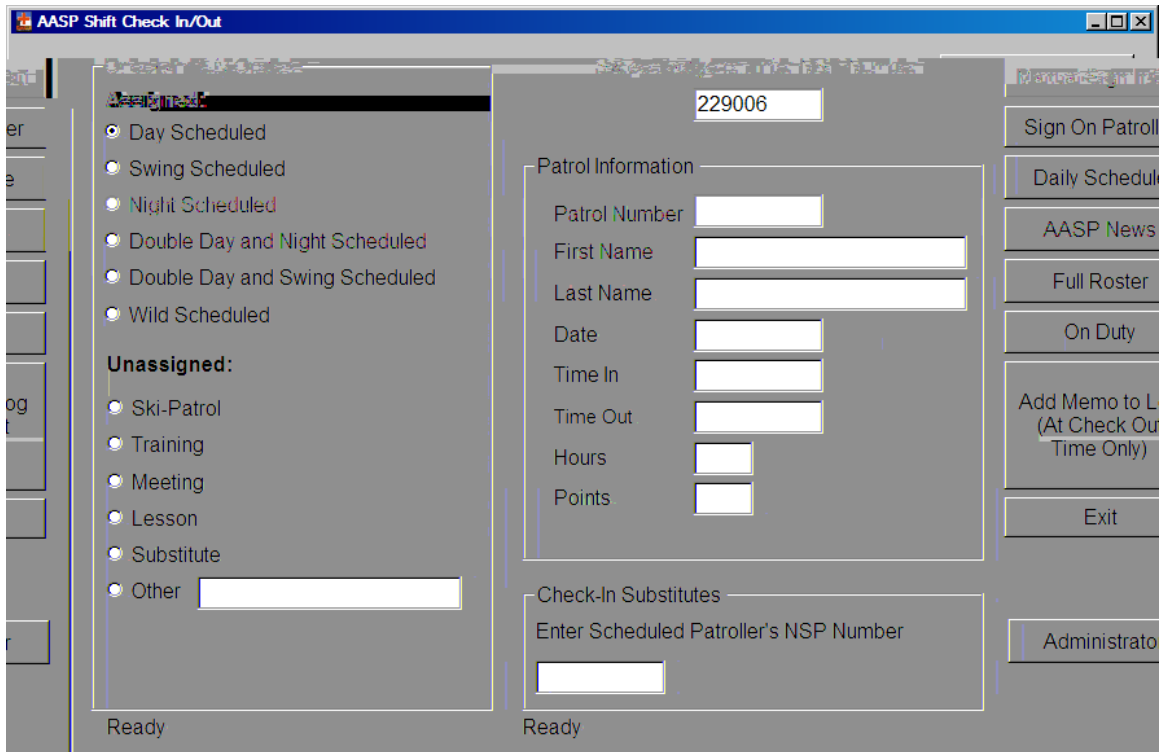
The Patrol Information is a display information only area. The patroller can not enter or change any data in the fields listed. When the patroller either swipes his/her card or does a manual sign in/out this area is filled in by the application.

# Afton Alps Patrol Check IN/OUT Application

## Command Control Buttons

On the far right side of the main window are the control buttons. These buttons are used to perform a variety of support functions. The Command Control Buttons include the following:

- Manual Sign In/Out – Used in manually signing into the application
- Sign on Patroller – Used by non-Afton Ski Patrollers to sign in
- Daily Schedule – Used by Hill Captains and Others to check the daily calendar schedule
- AASP News – Used to the Afton Bulletin Board ( Not yet available)
- Full Roster – Used to view the current active roster
- On Duty – Use by Hill Captains and other to see who is currently on-duty
- Add Memo to Log (At Check Out Time Only) – Used by the patroller to add comments and additional information to his/her time report.
- Exit – Used to exit the application program
- Administrator – Used by the Application Administrator to enter the administrative area.



## Afton Alps Patrol Check IN/OUT Application

### Signing in for Duty

In order for the patroller to check in for duty the patroller must make a selection of the type of duty assignment they will be performing. The patroller is either on an Assigned or Unassigned duty status. In the above example the patroller as used the mouse and click the on Day Scheduled button.

The screenshot shows the AASP Shift Check In/Out application window. The window title is "AASP Shift Check In/Out". The interface is divided into several sections. On the left, there is a sidebar with radio button options for duty assignments: "Day Scheduled", "Swing Scheduled", "Night Scheduled", "Double Day and Night Scheduled", "Double Day and Swing Scheduled", and "Wild Scheduled". Below these is an "Unassigned:" section with options for "Ski-Patrol", "Training", "Meeting", "Lesson", "Substitute", and "Other" (with a text input field). The main area contains a "Patrol Information" section with fields for "Patrol Number" (containing "229006"), "First Name", "Last Name", "Date", "Time In", "Time Out", "Hours", and "Points". Below this is a "Check-In Substitutes" section with a field for "Enter Scheduled Patroller's NSP Number". On the right side, there are several buttons: "Sign On Patrol", "Daily Schedule", "AASP News", "Full Roster", "On Duty", "Add Memo to Log (At Check Out Time Only)", "Exit", and "Administrator".

Once the patroller has made the selection on duty assignment the patroller can use either use his/her Afton Ski Patrol Pass badge and swipe it through the magnetic card reader or enter his/her patrol number in NSP Number text box at the top of the application window.

If the chooses to swipe his/her badge the application will automatically register the patroller as signed in for duty. The patroller will notice that the Patrol Information area has been populated with their information.

If the patroller enters his/her NSP number in the text box you must, using the mouse, click on the Manual Sign In/Out command control button. Again the patroller will notice that the Patrol Information area has been populated with their information.

## Afton Alps Patrol Check IN/OUT Application

### ***Signed In for Duty***

Once the Patroller has either swipe his/her badge using the magnetic swipe reader or entered his/her NSP Number manually. The Patrol Information area is populated with the patroller information who is signing in. The application will display the following information in the Patrol Information Area and register the patroller checked in.

- Patrol Number – The NSP number of the Patroller signing in
- First Name – The Patroller First Name
- Last Name – The Patroller Last Name
- Date – The current date the patroller is signing in
- Time In – The current time the patroller is signing in
- Hours – The Total Hours that the Patroller has performed to date.
- Points – The Total Points that the Patroller has accrued based on the hours to date.

The screenshot shows the 'AASP Shift Check In/Out' application window. It features a sidebar on the left for 'Check-In Duty Codes' with 'Assigned' and 'Unassigned' sections. The main area is divided into 'Swipe Badge or Enter NSP Number' (with an input field), 'Patrol Information' (with fields for Patrol Number, First Name, Last Name, Date, Time In, Time Out, Hours, and Points), and 'Check-In Substitutes' (with an input field). A vertical column of buttons on the right includes 'Manual Sign In/Out', 'Sign On Patroller', 'Daily Schedule', 'AASP News', 'Full Roster', 'On Duty', 'Add Memo to Log (At Check Out Time Only)', 'Exit', and 'Administrator'. The status bar at the bottom shows 'Ready' and 'Valid Card Entry'.

**\* NOTE: The Hours and Points Function is currently under development and will be implemented in a future release this season,**

## Afton Alps Patrol Check IN/OUT Application

### Signing Out

The screenshot shows the 'AASP Shift Check In/Out' application window. The window title is 'AASP Shift Check In/Out'. The interface is divided into several sections:

- Check-In Duty Codes:** A list of radio buttons under 'Assigned:' (Day Scheduled, Swing Scheduled, Night Scheduled, Double Day and Night Scheduled, Double Day and Swing Scheduled, Wild Scheduled) and 'Unassigned:' (Ski-Patrol, Training, Meeting, Lesson, Substitute, Other). The 'Other' field has a text input box.
- Swipe Badge or Enter NSP Number:** A text input box for the NSP number.
- Patrol Information:** A form with fields for Patrol Number (229006), First Name (Kent), Last Name (Anderson), Date (9/30/2008), Time In (9:10:00 PM), Time Out (9:11:00 PM), Hours (N/A), and Points (N/A).
- Check-In Substitutes:** A section with the label 'Enter Scheduled Patroller's NSP Number' and a text input box.
- Buttons:** A vertical column of buttons on the right side: Manual Sign In/Out, Sign On Patroller, Daily Schedule, AASP News, Full Roster, On Duty, Add Memo to Log (At Check Out Time Only), Exit, and Administrator.
- Status:** 'Ready' is displayed at the bottom left, and 'Valid Card Entry' is displayed at the bottom center.

When the patroller has completed the shift and is ready to check out all that is required by the patroller is either swipe his/her Afton Ski Patrol Pass badge using the Magnetic Card Reader or enter his/her patrol number into NSP Number text box at the top of the application window and has click on the Manual Sign In/Out command control button. The application will display the following information in the Patrol Information Area and register the patroller as checked out.

- Patrol Number – The NSP number of the Patroller signing in
- First Name – The Patroller First Name
- Last Name – The Patroller Last Name
- Date – The current date the patroller is signing in
- Time In – The current time the patroller is signing in
- Hours – The Total Hours that the Patroller has performed to date.
- Points – The Total Points that the Patroller as accrued based on the hours to date.

## Afton Alps Patrol Check IN/OUT Application

### Using the Other Check-In Duty Code

Check-In Duty Codes

**Assigned:**

- Day Scheduled
- Swing Scheduled
- Night Scheduled
- Double Day and Night Scheduled
- Double Day and Swing Scheduled
- Wild Scheduled

**Unassigned:**

- Ski-Patrol
- Training
- Meeting
- Lesson
- Substitute
- Other

Swipe Badge or Enter NSP Number

Patrol Information

Patrol Number

First Name

Last Name

Date

Time In

Time Out

Hours

Points

Check-In Substitutes

Enter Scheduled Patroller's NSP Number

Manual Sign In/Out

Sign On Patroller

Daily Schedule

AASP News

Full Roster

On Duty

Add Memo to Log (At Check Out Time Only)

Exit

Administrator

Ready Ready

If the patroller is on site for a special activity such as working on developing a training program or doing some other patrol special project. The patroller will sign in using the Unassigned Other duty code. The patroller will select the Other duty code button and enter the special project name into the text box next to the button. Once this has been completed the patroller will either use the magnetic card reader with his Afton Ski Patrol pass badge or enter his/her NSP number into the NSP Number text box at the top of the application window and click on the Manual Sign In/Out command control button. The application will display the patroller information in to the Patrol Information Area and register the patroller as checked in.

When the patroller has completed the working on the special project and is ready to check out all that is required by the patroller is either swipe his/her Afton Ski Patrol Pass badge using the magnetic card reader or enter his/her patrol number into NSP Number text box at the top of the application window and click on the Manual Sign In/Out command control button. The application will display the patroller information in to the Patrol Information Area and register the patroller as checked out.

## Afton Alps Patrol Check IN/OUT Application

### ***Substituting for a Patroller***

When a patroller is substituting for another patroller the system must know what patroller you are substituting for. The patroller checking in would then identify this by clicking the Substitute button under the Check-In Duty Codes and also enter the patroller's NSP number who you are substituting for into Check-in Substitutes area.

The screenshot shows the 'AASP Shift Check In/Out' application window. On the left, a list of duty codes is shown with radio buttons. The 'Substitute' option is selected. Below this list is an 'Other' field with a text input box. In the center, the 'Patrol Information' section is populated with the NSP number 229006 and other fields for Patrol Number, First Name, Last Name, Date, Time In, Time Out, Hours, and Points. Below this is the 'Check-In Substitutes' section, which contains the text 'Enter Scheduled Patroller's NSP Number' and a text input box containing the number 213616. On the right side of the window, there are several buttons: 'Sign On Patrol', 'Daily Schedule', 'AASP News', 'Full Roster', 'On Duty', 'Add Memo to Log (At Check Out Time Only)', 'Exit', and 'Administrator'.

Once this has been completed the patroller will either use his/hers Afton Ski Patrol Pass badge and swipe it using the magnetic card reader or by manually entering his/hers NSP Number in the text box at the top of the application window and clicking the Manual Sign In/Out command control button. The Patrol Information area will be populated with the patroller information that is signing in and register the patroller checked in.

When the patroller has completed the shift and is ready to check out all that is required by the patroller is either swipe his/her Afton Ski Patrol Pass badge using the Magnetic Card Reader or enter his/her patrol number into NSP Number text box at the top of the application window and click on the Manual Sign In/Out command control button. The application will display the patroller information in the Patrol Information Area and register the patroller as checked out.

## **Afton Alps Patrol Check IN/OUT Application**

### **Special Functions**

The application also provides some special function for the patrol. These functions can be used either by visiting patroller and the Afton patrol for checking the status of the patrol. The special functions are the following:

- Sign On Patroller Check In/Out – used by visiting patrollers
- Daily Schedule – used by the patrol to check the daily schedule
- Afton Alps News – used by the patrol to check the bulletin board for any patrol news items
- Full Roster – used by the patroller to check the roster for an individuals NSP number or contact numbers
- On Duty – used by Hill Captains and the patrol to see who is currently on duty
- Add Memo to Log – used by a patroller who is checking out and would like to add comments to his time record

## Afton Alps Patrol Check IN/OUT Application

### Sign on Patroller Check In/Out

The Sign On Patroller Check In/Out function is used by visiting patrollers. This function helps the Afton Ski Patrol know who is visiting and from what patrol they are from. Since a visiting Patroller has no pass the information must be manually entered into the system. The following information is required.

- NSP Number – The visiting patroller NSP Number
- NSP Level – What level the patroller has achieved, either Basic or Senior
- Patrol Name – What is the visiting patroller home patrol
- First Name – The patroller's first name
- Last Name – The patroller's last name
- Address – The patroller's address
- City – The patroller's city
- State – The patroller's state
- Zip Code – The patroller's zip code
- Home Phone – The patroller's home phone number
- Cell Phone – The patroller's cell phone number
- Work Phone – The patroller's work phone number
- E-mail – The patroller's e-mail address

**Sign On Patroller**

**Sign On Patroller Check In/Out**  
When signing in fill in the entire form.  
When signing out enter only your NSP Number

NSP Number: 999002      NSP Level: Basic

Patrol Name: Wild Mountain

First Name: Roger

Last Name: Ramjet

Address: 1234 Mars Ave

City: Outer Space

State: MN      Zip Code: 99999

Home Phone: 999-999-9999

Cell Phone: 888-888-8888

Work Phone: 777-777-7777

E-mail: Rjet@wildmountain.com

Official Use Only

On Duty Date: [ ]

Time In: [ ]

Time Out: [ ]

Sign In      Sign Out      Exit

## Afton Alps Patrol Check IN/OUT Application

Once the Sign On Patroller has entered the required information he/she will click on the Sign In button on the bottom of the window. This action will log the patroller on and the application will display the On Duty Date and Time In.

When the patroller is ready to leave the area and check out all that is required is that the patroller enters his/her NSP number and click on the Sign Out button on the bottom of the window. This action will display the patroller's information and will display the Time Out in the Official Use Area.

### Daily Schedule

The Daily Schedule function is used by the Hill Captains or the patrol to check the daily schedule. The function does not allow the patroller to make schedule changes Schedule changes must be completed using the establish process for scheduling although the function does allow the user to move through the schedule from month to month.

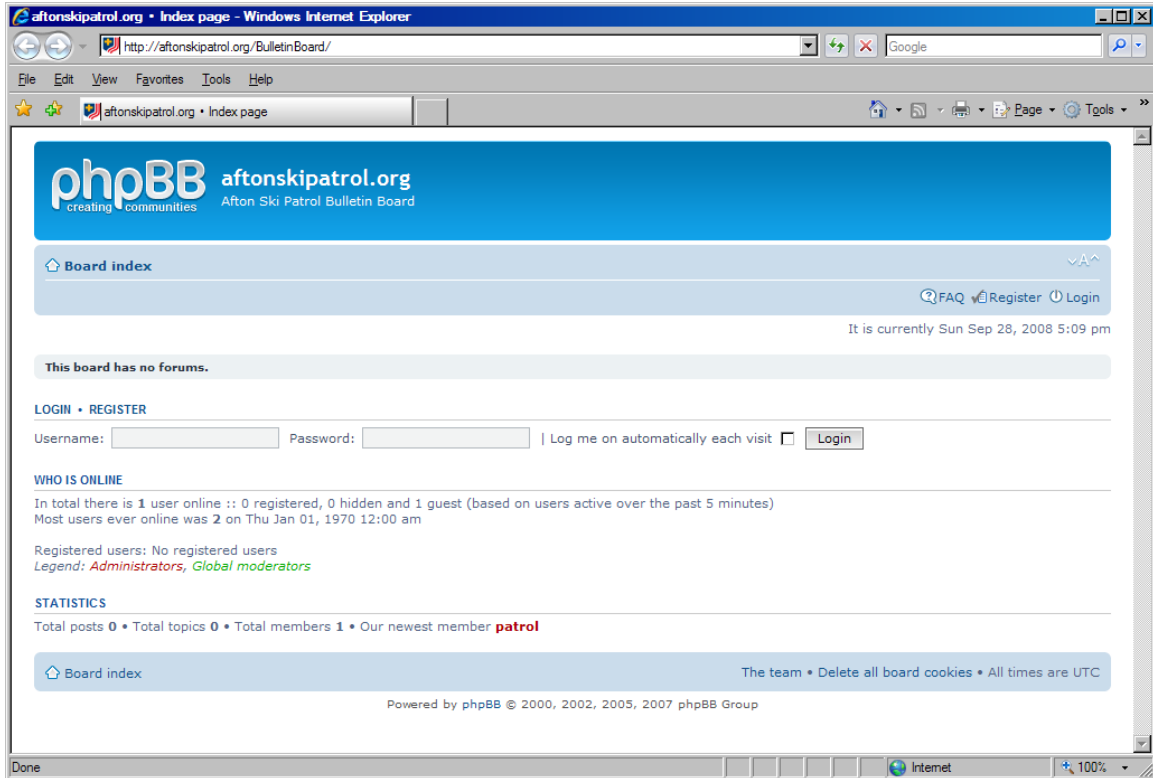
The screenshot shows a web browser window with the URL <http://www.gledhills.com/nspCode/MonthCalendar?resort=Afton&ID=192443&month=10&year=2008>. The page title is "Afton Alps - Shift Schedule for November 2008". The schedule is presented in a grid format with columns for each day of the week (Sunday through Saturday) and rows for each day of the month (1 through 22). Days 1 through 7 are marked as "CLOSED". Days 8 through 22 list the names of the patrollers on duty, along with their start and end times (e.g., 9:00, 12:00, 16:00). The browser interface includes standard navigation buttons and a search bar.

Sunday	Monday	Tuesday	Wednesday	Thursday	Friday	Saturday
						1 CLOSED
2 CLOSED	3 CLOSED	4 CLOSED	5 CLOSED	6 CLOSED	7 CLOSED	8 9:00 Tim Thayer 9:00 Erik Bos 12:00 Diane Lullie 12:00 Cathi Luoma 16:00 Bob Hobday 16:00 Debbie Peters 16:00 Kristen Boman Wild Mary Thayer
9 9:00 David Hanks 9:00 Mary Thayer 12:00 Cathi Luoma 12:00 Steven Amason 16:00 Stephen Hanks 16:00 Houston Clinch Wild Pat Foreman	10 9:00 Karen Carlson 9:30 Jessica Hoffman 9:30 Cindy Musmann 16:00 Robert Whalaha 16:00 Annela Tachida 16:00 Pam Swanson 18:00 Kim Anderson 18:00 Michael Lee 18:00 Jan Wilson Wild Gerson Dittis Wild Steve Willwans	11 9:30 Steve Lahr 9:30 Bob Peterson 9:30 Lea Tillman 16:00 Greg Thompson 16:00 Karen Carlson 16:00 Robert Whalaha 18:00 Dan Sallaborn 18:00 Pat Cooney 18:00 Loel Swanson Wild Gerson Dittis Wild Bob Walsh	12 9:30 Thomas Slavik 9:30 Cathi Luoma 9:30 Sam McLay 16:00 Alana Lucht 16:00 Mary Thayer 16:00 John Pielowski 18:00 Lynn Perkins 18:00 Pat Cooney 18:00 Debbie Peters Wild Susan Yemeland Wild Joe Neuberger	13 9:30 Jon Mackeneth 9:30 Doug Miller 9:30 Gary LePage 16:00 Dave Phinick 16:00 Lindsey Rodus 16:00 Karen Carlson 18:00 Steven Amason 18:00 Cindy Musmann 18:00 Ron Musmann Wild Steve Willwans Wild Jeffrey Birch	14 9:00 Bob Hobday 9:00 Michael Lee 9:00 Karen Carlson 16:00 Tammie Ward 16:00 Cathi Luoma 16:00 Steve Swanson 16:00 David Staff 18:00 Jerry Ward 18:00 Jean Pomratto 18:00 Jan Wilson Wild Jill Notzwehr Wild Gerard Wainart	15 9:00 Lee Berbeck 9:00 Erik Bos 12:00 Jay Penfield 12:00 Jean Pomratto 16:00 Pat Foreman 16:00 Lori Swanson 16:00 Robert Whalaha Wild Barry Bennett
16 9:00 Gerald Ballou 9:00 Bob Bos 12:00 Chuck Kunt 12:00 Steven Amason 16:00 Barbara Wauvey 16:00 Kristen Boman Wild Bob Walsh	17 9:00 Jay Penfield 9:00 Tammie Ward 9:30 Karen Carlson 9:30 Cindy Musmann 16:00 Dale Eickelbar 16:00 John Pielowski 16:00 Lindsey Rodus 18:00 Randall Wether 18:00 Steve Swanson	18 9:30 Bob Peterson 9:30 Lea Tillman 9:30 Howell Smith II 16:00 Karen Carlson 16:00 Rob Var Sines 16:00 Barry Bennett 18:00 Chuck Kunt 18:00 Bob Walsh	19 9:30 Thomas Slavik 9:30 Cathi Luoma 9:30 Stephen Heathley 16:00 Diane Lullie 16:00 Dale Eickelbar 16:00 John Pielowski 18:00 Michael Lee 18:00 Ken Liddell	20 9:30 Jon Mackeneth 9:30 Doug Miller 9:30 Mike Hobday 16:00 Mark Barr 16:00 Mike Hobday 16:00 Cindy Musmann 16:00 Dan Sallaborn 18:00 Ron Musmann	21 9:00 Dave Phinick 9:00 Liz Parr 9:00 Sam McLay 16:00 Pam Ziemann 16:00 Kendra Fiersta 16:00 Randall Wether 16:00 Steve Swanson 18:00 Jean Pomratto	22 9:00 Tim Thayer 9:00 John Pielowski 12:00 Jill Notzwehr 12:00 Chuck Kunt 16:00 Barbara Wauvey 16:00 Kristen Boman 16:00 Jeff Bass Wild Houston Clinch

# Afton Alps Patrol Check IN/OUT Application

## Afton Alps News

The Afton Alps News function will allow the patroller to access the online news bulletin board. The patroller must log into this area from the bulletin board main menu. A separate user guide will provide the patroller with the information necessary to navigate the bulletin board.



**\* NOTE: The Bulletin Board Function is currently under development and will be implemented in a future release this season,**

## Afton Alps Patrol Check IN/OUT Application

### **Full Roster**

The Full Roster is used to display the Afton Alps Ski Patrol's full roster. The following information is provided in the full roster window. In order exit the window the patroller should use the X in upper right hand corner of the window.

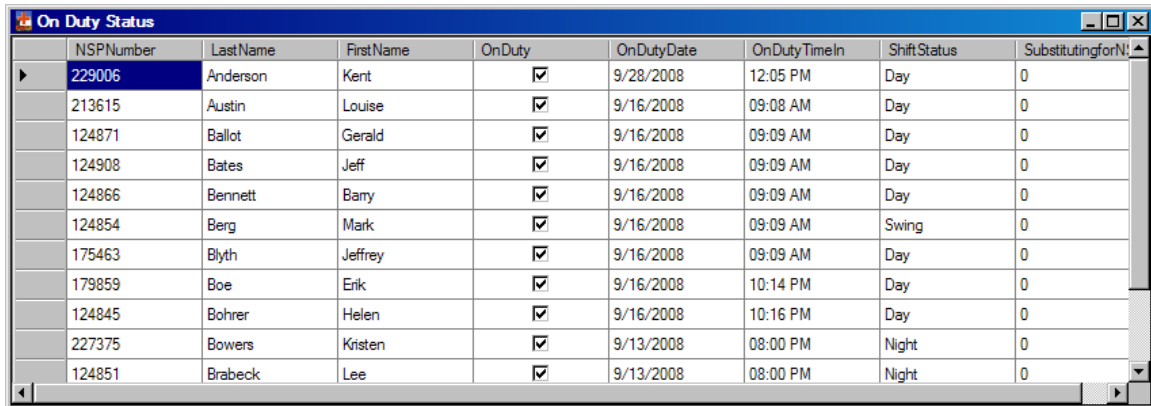
- NSP Number – The patroller's NSP Number
- Last Name – The patroller's last name
- First Name – The patroller's first name
- Home Phone – The patroller's home phone number
- Work Phone – The patroller's work phone number
- Cell Phone – The patroller's cell phone number
- On Duty – If the patroller's currently on duty, checked for true blank for false
- OnDutyDate - The last time the patroller was on duty
- OnDutyTimeIn - The last time the patroller was checked in
- OnDutyTimeOut - The last time the patroller was checked out
- SubstitutingForNSP – If the patroller is checked in

NSPNumber	LastName	FirstName	HomePhone	WorkPhone	CellPhone	OnDuty	OnDutyDate	OnDutyTimeIn	OnDutyTimeOut	ShiftStatus	SubstitutingforNSP
229006	Anderson	Kent	763.577.0843	763.577.0844	612.730.6324	<input checked="" type="checkbox"/>	9/28/2008	12:05 PM	12:04 PM	Day	0
208156	Amtzen	Steven	715.235.5628	715.232.7218	651.233.0601	<input type="checkbox"/>	8/18/2008	07:28 AM	07:36 AM	Other	0
213615	Austin	Louise	612.216.4115		612.790.7434	<input checked="" type="checkbox"/>	9/16/2008	09:08 AM		Day	0
124871	Ballot	Gerald	651.351.7919			<input checked="" type="checkbox"/>	9/16/2008	09:09 AM		Day	0
124908	Bates	Jeff	651.653.3581		651.245.1398	<input checked="" type="checkbox"/>	9/16/2008	09:09 AM		Day	0
124866	Bennett	Barry	952.471.0825	612-873-3152	612-388-3482	<input checked="" type="checkbox"/>	9/16/2008	09:09 AM		Day	0
124854	Berg	Mark	952.472.6337	952.402.7764	952.2217.2533	<input checked="" type="checkbox"/>	9/16/2008	09:09 AM		Swing	0
175463	Blyth	Jeffrey	952.891.4099	952.221.5251	952-221-5251	<input checked="" type="checkbox"/>	9/16/2008	09:09 AM		Day	0
179859	Boe	Erik	651.578.7268	651.755.4350	651.755.4350	<input checked="" type="checkbox"/>	9/16/2008	10:14 PM		Day	0
124845	Bohrer	Helen	651.455.6818			<input checked="" type="checkbox"/>	9/16/2008	10:16 PM		Day	0
227375	Bowers	Kristen	651.739.1381		651.210.1005	<input checked="" type="checkbox"/>	9/13/2008	08:00 PM	08:59 PM	Night	0
124851	Brabeck	Lee	651.631.3591	763.514.3012		<input checked="" type="checkbox"/>	9/13/2008	08:00 PM		Night	0
213616	Bramel	David	651.489.4775	651.489.4775	612.386.5362	<input checked="" type="checkbox"/>	9/13/2008	06:13 PM		Day	0
171746	Byerly	Bob	651.426.3834	651.458.2860	651-755-8211	<input type="checkbox"/>	8/18/2008	03:51 PM	03:52 PM	Day	0
171058	Carlson	Bruce	952.891.4691	612-750-1748	612.750.4622	<input type="checkbox"/>	8/17/2008	08:57 PM	07:16 AM	Wild	0
230830	Carlson	Karen		651-702-7403	612-251-3185	<input type="checkbox"/>	8/17/2008	08:58 PM	09:00 PM	Day-Night	0

## Afton Alps Patrol Check IN/OUT Application

### On Duty

The On Duty window is used by the Hill Captains and the patrol to verify the status of the patroller's currently on duty. This window, when displayed, will change depending on who has check in for duty or check out or off duty. In order to get the current status the, if the window has been open, the patroller should exit the window by using the X in upper right hand corner of the window and use the On Duty command control button to redisplay the window.



The screenshot shows a window titled "On Duty Status" with a table containing the following data:

	NSPNumber	LastName	FirstName	OnDuty	OnDutyDate	OnDutyTimeIn	ShiftStatus	SubstitutingforN!
▶	229006	Anderson	Kent	<input checked="" type="checkbox"/>	9/28/2008	12:05 PM	Day	0
	213615	Austin	Louise	<input checked="" type="checkbox"/>	9/16/2008	09:08 AM	Day	0
	124871	Ballot	Gerald	<input checked="" type="checkbox"/>	9/16/2008	09:09 AM	Day	0
	124908	Bates	Jeff	<input checked="" type="checkbox"/>	9/16/2008	09:09 AM	Day	0
	124866	Bennett	Barry	<input checked="" type="checkbox"/>	9/16/2008	09:09 AM	Day	0
	124854	Berg	Mark	<input checked="" type="checkbox"/>	9/16/2008	09:09 AM	Swing	0
	175463	Blyth	Jeffrey	<input checked="" type="checkbox"/>	9/16/2008	09:09 AM	Day	0
	179859	Boe	Erik	<input checked="" type="checkbox"/>	9/16/2008	10:14 PM	Day	0
	124845	Bohrer	Helen	<input checked="" type="checkbox"/>	9/16/2008	10:16 PM	Day	0
	227375	Bowers	Kristen	<input checked="" type="checkbox"/>	9/13/2008	08:00 PM	Night	0
	124851	Brabeck	Lee	<input checked="" type="checkbox"/>	9/13/2008	08:00 PM	Night	0

# Afton Alps Patrol Check IN/OUT Application

## *Time Reporting Memo*

Time Report Memo

Enter your NSP Number  
229006

I was late checking in because I was involved in an incident at the front gate upon arriving for duty.

OK Cancel